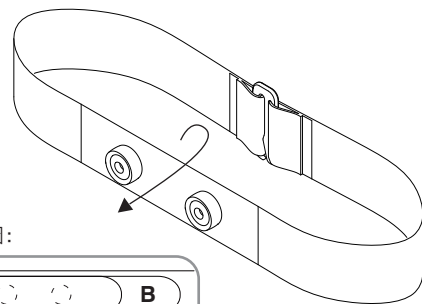
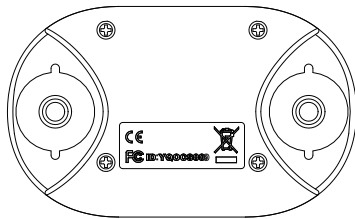


Instructions Manual for BT4.0 Heart Rate Transmitter (CS009)

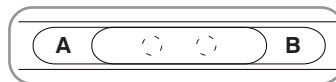
Bluetooth® Heart Rate Transmitter - CS009

SMART 無線傳輸心率胸帶:

BLUETOOTH®無線技術心率胸帶(CS009)可與有藍牙4.0接收功能之產品搭配使用，運動時配戴CS009可顯示您運動中的即時、平均和最高心跳，有助掌控自身運動強度及自我訓練狀態。

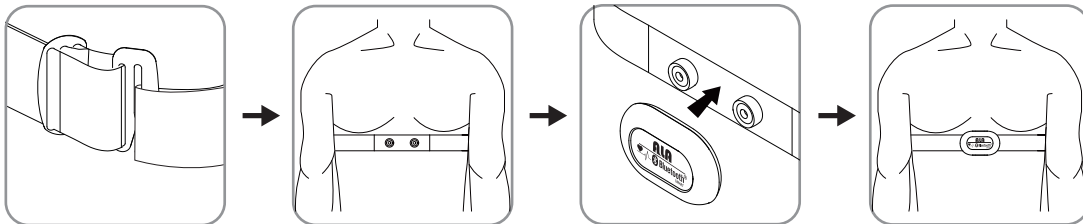


胸帶後側示意圖:



外觀簡介:

1. 正面印刷 ALA Bluetooth SMART，背面左右兩側各有一顆金屬鈕，可固定於胸帶上。背面共有上下四個螺絲，轉開螺絲便可自行更換電池(CR2032)。
2. 將之扣上胸帶，可沾取適當水份於胸帶後側之A、B兩段(如胸帶後側示意圖)，即可配戴。



配戴方式:

1. 調整胸帶長度為個人適當胸寬長度，將胸帶環繞下方胸圍一圈，用胸帶一側的插扣插入進胸帶另一側作固定。
2. 取BT4.0 Heart Rate Transmitter (CS009)並將正面LOGO面朝前，背面朝後。
3. 將胸帶車縫鈕釦處面對CS009正後方，確認位置無誤後，將CS009後方兩側鈕釦向下壓，直到聽見喀聲，並確認扣入其凹槽內固定無誤。
注意：請再次確認CS009是否與胸帶組裝完全，鈕扣是否緊密扣合。

配對注意事項:

初次使用BLUETOOTH®4.0無線傳輸心率胸帶(CS009)前，請先參閱相關藍牙4.0接收產品以及相關運動APP的使用和配對說明，以便完成配對。

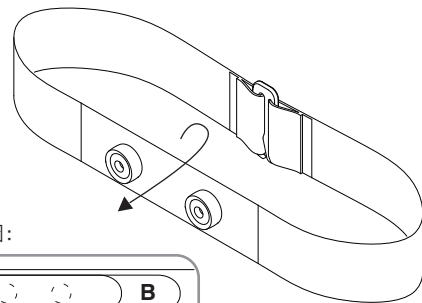
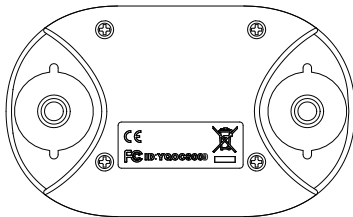
1. 當CS009與具有藍牙4.0接收裝置之產品進行配對時，必須與其他感應配件相距20公尺以上。
2. 請確保運動使用時，CS009和具有藍牙4.0接收裝置之產品間的傳輸接收距離維持在2公尺以內。
3. 配對前，請先確認該產品中之藍牙4.0接收裝置是否開啟。

注意:

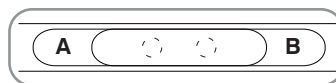
- 不使用時，請將 ALATECH CS009 胸帶保持乾燥以延長心跳感測器之電池壽命。
- 請勿將胸帶放入於洗衣機或烘乾機。

Bluetooth® Heart Rate Transmitter - CS009

ALATECH CS009 heart rate transmitter strap is compatible with Bluetooth® 4.0 devices. It records your heart rate status including real-time and maximum heart rate during exercise and show on receiving device.

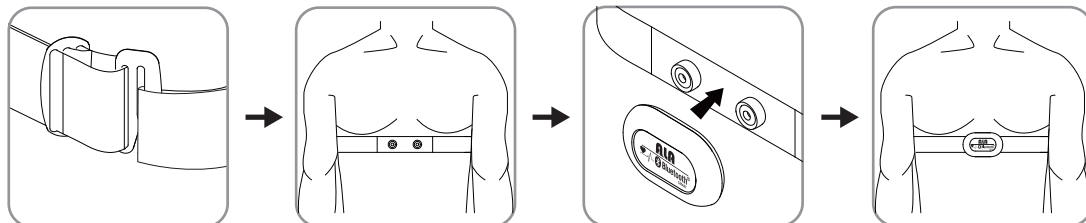


胸帶後側示意圖:



Description:

1. "ALA Bluetooth SMART" logo at the front of it and two metal buttons on the left and right at the back of CS009 designed to fasten it on the textile transmitter belt. Four screws are on the back of CS009. Remove four screws and you can replace the new CR2032 battery.
2. Clip CS009 to the textile transmitter belt and wet the portion of A and B at the back of the transmitter belt with water (see the illustration) before wearing.



How to assemble the transmitter belt:

1. Adjust the elastic belt for a proper length for a snug fit your body. Attach one end of the Transmitter to the elastic belt.
2. "ALA Bluetooth SMART" logo of CS009 should face outwards.
3. Buckle the CS009 to the two strap snaps.

Note: Please be sure that CS009 fit tightly with transmitter belt to avoid slipping during your workout.

Pairing

When using the ALATECH CS009 for the first time, you need to pair the heart rate sensor with your receiving device according start up instructions. **Things to remember...**

1. Move away (20M) from other sensors while receiving device is trying to pair with your ALTECH CS009.
2. Keep the receiving device in front of you and ensure the transmission range within 2M from ALATECH CS009 to the receiving device.
3. Please confirm Bluetooth® 4.0 of your device is on.

NOTE:

- Keep the ALATECH CS009 transmitter strap in a cool and dry place to maximize the heart rate sensor battery lifetime.
- Never put the strap in a washing machine or dryer.

Federal Communications Commission (FCC) Statement

15.21

You are cautioned that changes or modifications not expressly approved by the part responsible for compliance could void the user's authority to operate the equipment.

15.105(b)

This equipment has been tested and found to comply with the limits for a Class B digital device, pursuant to part 15 of the FCC rules. These limits are designed to provide reasonable protection against harmful interference in a residential installation. This equipment generates, uses and can radiate radio frequency energy and, if not installed and used in accordance with the instructions, may cause harmful interference to radio communications. However, there is no guarantee that interference will not occur in a particular installation. If this equipment does cause harmful interference to radio or television reception, which can be determined by turning the equipment off and on, the user is encouraged to try to correct the interference by one or more of the following measures:

- Reorient or relocate the receiving antenna.*
- Increase the separation between the equipment and receiver.*
- Connect the equipment into an outlet on a circuit different from that to which the receiver is connected.*
- Consult the dealer or an experienced radio/TV technician for help.*

This device complies with part 15 of the FCC rules. Operation is subject to the following two conditions:

1. This device may not cause harmful interference, and
2. This device must accept any interference received, including interference that may cause undesired operation.

FCC RF Radiation Exposure Statement:

This equipment complies with FCC radiation exposure limits set forth for an uncontrolled environment. End users must follow the specific operating instructions for satisfying RF exposure compliance. This transmitter must not be co-located or operating in conjunction with any other antenna or transmitter.

CAUTION

**RISK OF EXPLOSION IF BATTERY IS REPLACED BY AN INCORRECT TYPE.
DISPOSE OF USED BATTERIES ACCORDING TO THE INSTRUCTIONS.**